



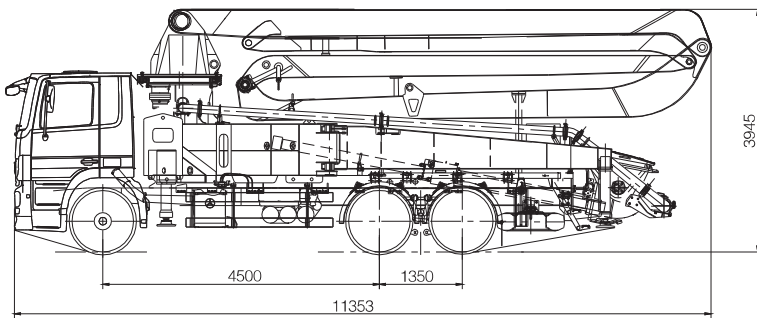
40X-5RZ

TRUCK-MOUNTED CONCRETE PUMP

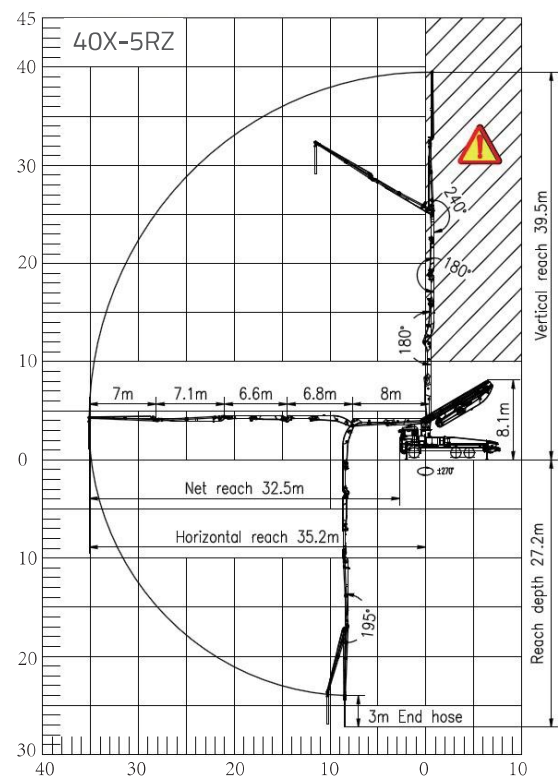
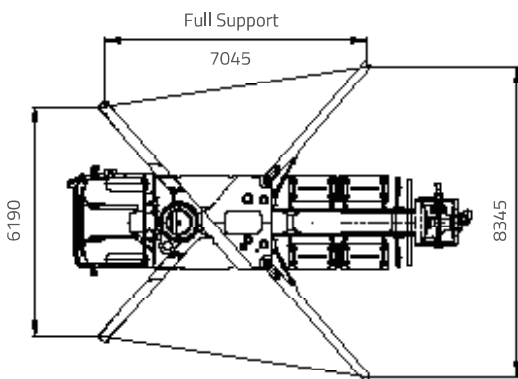
Placing boom	B5RZ 40
Pumping unit	PU1607
Driven by	Gearbox PTO
Chassis	3/4 axles



Dimensions, Reach Information Diagram, Support



Dimensions varying according to truck assembly





40X-5RZ

TRUCK-MOUNTED CONCRETE PUMP

Placing boom	B5RZ 40
Pumping unit	PU1607
Driven by	Gearbox PTO
Chassis	3/4 axles

Main Feature

- Boom intelligent damping technology: The soft control of booms in starting, slewing and stopping reduces the impacting vibration of booms and therefore makes the vehicle operate more stably, reliably and safely.
- Accurate pumping control technology(APC): Great leap of pumping accuracy and adaptability, improving pump efficiency.
- Adaptive concrete material pumping technology: Improve pumping control system for poor concrete with segregation and big viscosity, and auto-adaptive pumping mode, reducing the block rate by more than 50%.
- Dual-pump and dual-loop hydraulic system: Less hydraulic impact, High efficiency, Low failure rate.
- Three-stage fault diagnosis: boot self-check, process self-check and shutdown detection is adopted to realize the overall control of the product's health condition.
- Long life wearing parts: Reduce working cost remarkably. Continuously improve wearing part's life by using new material, new process and new designing.

Standard Equipment

- Compact in design, 40m pump mounted on 3-axles truck.
- Efficient pump unit, ideal for long time use.
- Agile placing boom with 5 arms with unfolding height 8.1m only, which gives a wide work range.
- Proportional radio controls with two speeds boom movement, automatic frequency scanner.
- Double thickness concrete pipes hardened.
- Centralized lubrication system for pumping unit.
- Hard carbide wear plate and cutting ring for PU pumping units.
- Fiberglass hopper covering.
- Use & Maintenance Manuals.
- Spare parts and service Manual.

Optional

- Chassis brand : Mercedes-Benz, Sinotruk, FAW ect.
- Other configuration on demand.

Placing Boom Technical Data

Model			40X-5RZ
Pipeline diameter		mm	125
Maximum vertical reach		m	39.5
Maximum horizontal distance (from center of slewing axis)		m	35.2
Minimum unfolding height		m	8.1
Section numbers			5
1st section	Length	mm	8000
	Opening angle		90°
2nd section	Length	mm	6820
	Opening angle		180°
3rd section	Length	mm	6550
	Opening angle		180°
4th section	Length	mm	7130
	Opening angle		240°
5th section	Length	mm	7000
	Opening angle		195°
Rotating angle			±270°
End hose length		m	3

Pumping Unit Technical Data

Model			PU1607
Maximum theoretical output		m ³ /h	160/100
Maximum pressure on concrete		bar	70/110
Conc. cylinders (diam. x stroke)		mm	230x2100
Concrete hopper capacity		L	600
Hydraulic circuit			Open

